

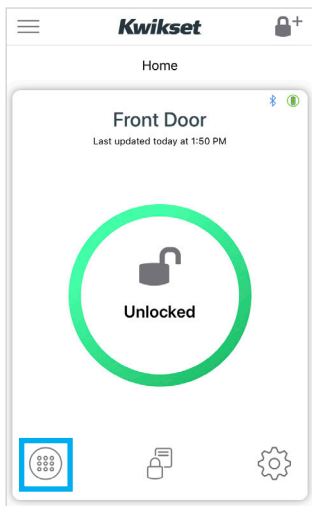
## What is “Secure Mode?”



Secure Mode will temporarily disable the keypad thereby blocking entry of access codes.

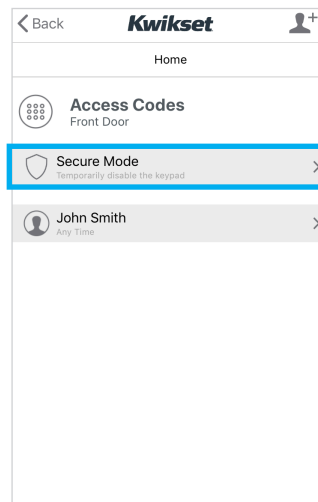
Please note that while in Secure Mode, the lock can still be unlocked with keys or paired smartphones.


- 1 Go to the main app screen, then tap on  in the bottom left corner.

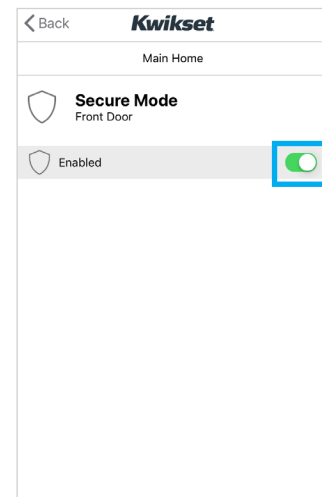


For **Aura locks**, you will need to be within Bluetooth range of the lock to access some features.

- 2 Tap on “Secure Mode.”



- 3 Tap on  to toggle the setting.



Note: While in Secure Mode, the lock can still be unlocked with keys or paired smartphones.